


Five Senses Exploration

Weatherbeaten by Winslow Homer



Weatherbeaten, 1894

Winslow Homer (United States, 1836–1910)

Oil on canvas, 28 1/2 x 48 3/8 inches

THEMES

- Maine Landscape
- Sensory Exploration
- Mood and Emotion
- Sense of Place
- Nature/Environment

Content Areas and Standards Met

What Maine Ed Standards will this lesson meet?

What content areas does this lesson connect to?

VISUAL ART

A1. Artist's Purpose

Students explain purposes for making art in different times and places, and the relationship to cultural traditions, personal expression, and communication of beliefs.

A2. Elements of Art and Principles of Design

Students describe features of composition.

SOCIAL-EMOTIONAL LEARNING COMPETENCIES

Self-awareness: Linking thoughts and feelings, identify and recognize emotions

Self-management: Practicing mindfulness

Social awareness: Perspective taking

Responsible decision-making: Evaluating, reflecting

Objectives

What will students do/experience/think about, etc? What is the overall goal of the lesson plan?:

Students will explore a painting using their five senses

Students will understand how visual elements in artwork can create an immersive experience

Essential Questions

What is the big question that this lesson plan seeks to explore or have students grapple with?:

How do artists use visual elements to create a mood or an experience?

Materials Needed

- Curiosity
- A pencil, or something to write with
- Paper, or something to write on
- A partner to have a discussion with, could even be a pet! (optional)
- Imagination
- An open mind

Instructions:

Look



Let's spend a minute just looking at this image. Observe the tiny details and the big picture.

Respond

Think about and respond to these questions:

- What do I think is happening here? What am I seeing in the artwork that makes me think that?
- What colors am I seeing?
- What type of mood or emotion do I get from looking at this painting?

Write down your responses, share them with someone in your house, or discuss.



Winslow Homer (United States, 1836–1910)
Weatherbeaten, 1894
Oil on canvas
Bequest of Charles Shipman Payson, 1988.55.1

Learn

Use this section to learn more about the artist, the process, and the subject.

Winslow Homer (1836-1910) created this artwork near his home and studio in Prouts Neck, located in Scarborough, Maine. When Homer moved to Maine in 1883, he was 47 years old, and the type of art he created changed. He began to focus on his environment and the nature around him. Homer took walks along the ocean's edge to observe the rocks, water, and the rest of the environment. Homer must have spent hours sitting out on the balcony of his studio studying the movement of the clouds across the sky, the approaching storms, the crashing of the waves, and the sea spray.

Looking closely was always part of Homer's artistic practice. He started his career as an illustrator for a well-known magazine, *Harper's Weekly*. Homer was like a documentary photographer, or someone who takes photos of things happening around the world. Instead of using a camera, though, Homer drew what he saw. Practicing his close observation skills, his illustrations showed what life was like in America in the 1850s-1870s.

Homer remained a careful observer when he moved to Maine. He rarely painted ocean scenes in perfect sunny weather—he loved to show how powerful and dramatic the ocean could be. He made good use of his observation skills in *Weatherbeaten*, capturing the movement of the ocean and the textures of the water and rocks. The way he paints the scene makes us feel like we are actually standing there on the rocks. Notice the details of the waves crashing onto the rocks. Look at the many colors used to paint the rocks. Homer also uses specific colors to create a mood and to immerse us in the scene. What colors are you seeing? What type of mood do you get from looking at the colors?



Winslow Homer taken in N. Y. 1880, Bowdoin College Museum of Art, Brunswick, Maine, Gift of the Homer Family

“The life that I have chosen gives me my full hours of enjoyment... The Sun will not rise, or set, without my notice...”

—Winslow Homer

**Teacher's note: Use Google Classroom or another online platform where you could set up a chat function or a message board where students could share their responses. Find the way to respond that works best for you and your students.*

Act

Five Senses Activity

Homer created an immersive painting, meaning that he painted in a way that makes us feel as if we could walk right into the artwork. Watch the video here (<https://vimeo.com/411501078>) to follow along with this activity, or continue with the instructions below.

We will look at an artwork together and you can imagine that you are stepping into the artwork. You will think about what you are seeing, hearing, smelling, tasting, and even feeling. This activity will help us explore this artwork with curiosity and purpose. There are no right or wrong answers and everything that you see and experience is worth sharing.

SEE

Let's start with our eyes and what we see.

What do you see in this painting?

Go ahead and name what you are seeing aloud, or write down what you are seeing using your writing utensil and paper, or share with a partner.

HEAR

What can you hear in this painting?

Make the sounds, write them down, or share with a partner. What sounds can you hear? What can you see in the painting that could be making that sound?


SMELL

Imagine you have stepped right there on the rocks, staring out at the ocean. What are you smelling?

Go ahead and shout it out, write it down, or share with your partner.

TASTE

If you stepped right into this painting, what could you taste? Go ahead and share however you'd like.



FEEL/TOUCH

Since we can't actually touch this artwork, touch can also refer to temperature or textures of the things you see in the painting.

What would those rocks feel like if we could touch them? Feeling can also be emotion or mood—what emotions or moods is this painting bringing up for you? Share however you have been sharing for the other senses. What can you touch or feel in this artwork?

Reflect and Share

Let's reflect on what we just did and the experience we just had engaging with this artwork.

What did you notice about this painting after looking at it using your five senses?

What did you like about this process? What do you wish you could change about this process?

What was your favorite sense to explore this painting with and why?

The last step in interacting with art is to share your experience with others. Share your experience or writing with the PMA! Or, share your experience or writing with others in your home or class.

Resources

Weatherbeaten: *Winslow Homer and Maine*, Thomas Andrew Denenberg, Portland Museum of Art, Yale University Press (2012)

www.portlandmuseum.org/mythmakers

artistshomes.org/site/winslow-homer-studio



PORTLAND MUSEUM *of* ART
PortlandMuseum.org

PMA Classroom is made possible by the generous support of the Arthur K. Watson Charitable Trust, AVANGRID Foundation, Inc., Charles A. Came Educational Fund, the Sam L. Cohen Foundation, the Elmina B. Sewall Foundation, Gorham Savings Bank, Katherine K. Monks Education Fund, Madelyn Busker Cohen Endowment Fund, Margaret E. Burnham Charitable Trust, Onion Foundation, Peggy L. Osher Education Endowment, Rachel F. Armstrong Education Fund, the Virginia Hodgkins Somers Foundation, Unum, and Marguerite and William J. Ryan, Sr.